



# INSTALLATION GUIDE FOR MIRROR RS90



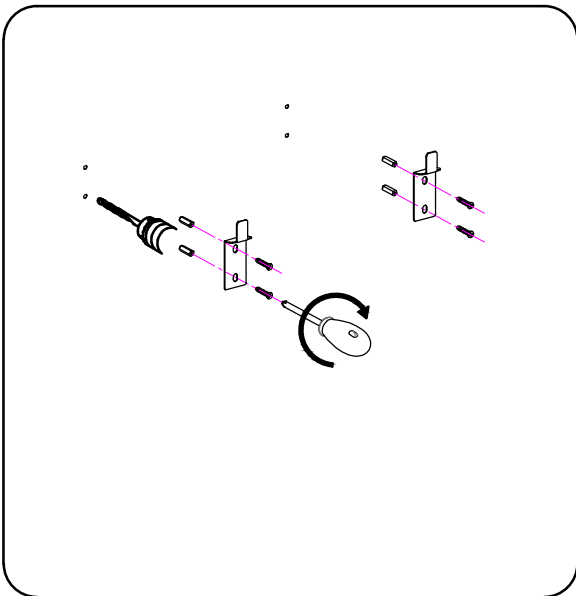
## STEP 1: PLACEMENT

Select the desired position of the mirror. Level and mark the location.



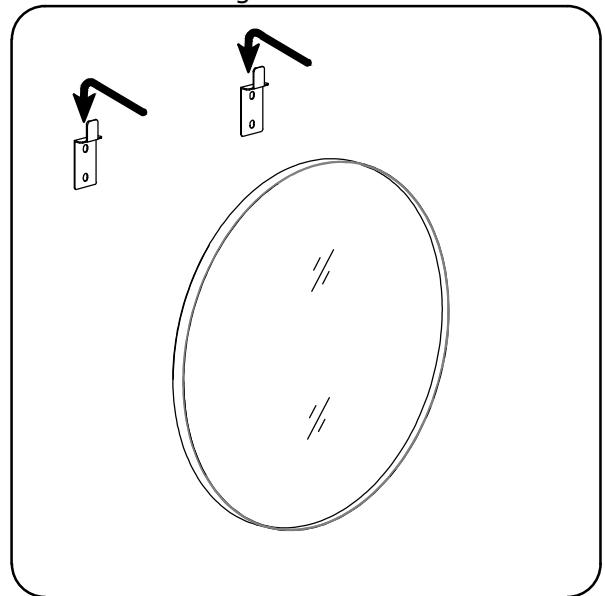
## STEP 2: SUPPORT LOCATION

Measure the hole center of the mounting bracket and mark the drilling locations ensure marking are leveled.



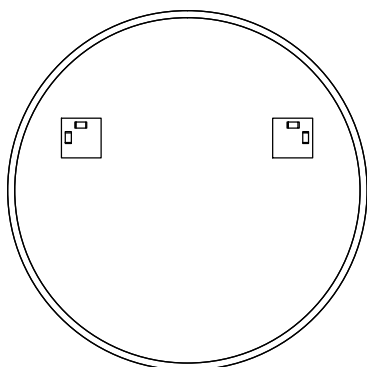
## STEP 3: INSTALL SCREWS

Affix using hardware screws into the studs.



## STEP 4: PLACEMENT

Hang the mirror on the bracket.



**BACK OF THE MIRROR**